

The Distributor

Orange County Model A Ford Club

VOLUME XXVI
ISSUE 12

December, 1986

EDITORS:
KEITH & CAROL JUSTICE

MERRY CHRISTMAS



CALENDAR

Sunday, Dec. 7, 4:30 PM
Summer Tour Potluck
Dwingers Home

Thursday, Dec. 11, 7:30 PM
General Meeting
Yorba Jr.H.S., Orange

No Technical Seminar
This Month

Wed., Dec. 22, 7:30 PM
Board Meeting
Humphries Home

COMING EVENTS

Thursday, Jan. 22
Death Valley Tour Departs

Saturday, Feb. 14
San Diego Tour Departs

BOARD OF DIRECTORS

President:

✓ Jon Heiland
836-4244

Secretary:

✓ Jerry Sterling
586-8469

Treasurer:

✓ Mike Humphries
535-2047

Activities:

✓ Leslie Nesbitt
730-9365

Technical Advisor:

✓ Dick Riha
556-4355

Roundup/Programs:

Lou Spielberger
650-0974

Editors:

✓ Keith and Carol Justice
472-9210



EDITORS' NOTE

With this issue we end our tenure as Editors of the Distributor. While it has been hard work at times, it has been a most satisfying experience to be able to give back to the club a little of the benefits which we have received over the last few years in the forms companionship and mechanical assistance. The task was made much easier by the many fine articles contributed by the Board Members as well as by others. Next year the Distributor will be in the hands of Alan Girdlestone, the new editor, and Bob and Karyn Sitter who will reproduce and mail the copies.


SUMMER TOUR MEETING by Pieter Dwinger

There will be an organizing meeting/potluck on Sunday December 7th at 4:30 PM at the Dwingers home (see map). I encourage everyone who is interested in going on this tour to attend. New members come on by; this is the best way to find out what the club will be doing on the tour.

Glenn Johnson will also use this opportunity to discuss the upcoming Death Valley tour and plan details of the trip.

COVER CREDIT

Santa Claus with our trusty old truck comes to you through the talents of Jim Willet. Merry Christmas to you too, Jim!



JON'S JABS

by Jon Heiland, President
836-4244

Well, we made it. This incredible year is just about over. It's been a great one with lots of terrific tours, a super pancake breakfast and loads of fun and entertainment.

A very special thank you to all of our 1986 Board members who have done a really outstanding job and made my job so easy. You've all been great, and on behalf of myself and the entire club once again I say THANK YOU. We all appreciate your efforts. We've still got a couple of activities to go. Don't forget our children's party on Thursday, Dec. 11. We will have a short meeting and then get right to the party. Parents, don't forget to bring a gift for Santa to give to your child. And please be sure that the gift is clearly labeled with your child's name. Old Santa's eyes aren't as good as they used to be!

Also, please remember that this is your last opportunity to donate staples and canned goods to our food drive for the Albert Sitton Home.

Then don't forget our famous (or is it infamous?) adult party on Saturday, Dec. 20. Don't miss this one. It's always a great evening.

DUES REMINDER

You should have received a dues invoice in October. If you have not already replied, please do so right away. We plan to publish the new roster during January, and delinquent members will not be included. Address any questions to Mike Humphries at 535-2047.

BOARD MEETING NOTES

by Jerry Sterling
586-8469

The meeting of Nov. 20, 1986 at Jon Heiland's house was called to order by Jon at 7:50 PM. Present were Pieter Dwinger, Mike Humphries, Glenn Johnson, Keith and Carol Justice, Les and Mary Nesbitt, and Dick Riha. In Jerry's absence, Carol Justice took the minutes. The Treasurers report was made and accepted.

Activities: Glenn and Sharon Johnson will lead a tour to Death Valley and another to the San Diego swap meet. Keith Justice will write up the San Diego Fun Meet. December events are the Christmas parties, Kids and adults, respectively. See Jon's article.


Pieter Dwinger will host a planning meeting for the summer tour on Sunday December 7th. Pieter also reminded us that our club is committed to planning and running the Gymkhana at the next Yuma meet. We will provide three events.

Editors Report: The new editor will be Alan Girdlestone. The Sitters will reproduce and mail the copies. Alan's Mission Viejo phone number is 586-8397. Since dues notices went out early this year, Keith Justice will get the roster list in as good shape as possible before handing it over to Alan to facilitate an early publication of the roster this year.

Technical Advisors Report: The turnout for the seminar on driving instruction was long on instructors but short on students; see Dick's article. As usual, there will be no seminar in December.

There was no new business. Under old business, Pieter Dwinger reported that our cut-rate (free) lawyer failed to file the proper work for our tax-exempt status, and that has caused a problem with our tax return, but that the problem is being resolved by Pieter and Mike Humphries now.

The next Board meeting will be Wed. Dec. 22 at Mike Humphries house. Both the incoming and outgoing members will be present.



TECHNICAL TALK

by Dick Riha
556-4355

Well, what I thought was a seminar our club needed was not really one. For some time now people asked me to have a seminar on teaching ladies to drive an A. After four months of trying to find a place, Keith Justice obtained permission to use one of UCI's parking lots. It was decided to hold it on a Sunday morning, and conclude with a picnic lunch. I must say that there was a lot of time put into this seminar by Pete Dwinger, Keith Justice and myself to have only Carol Justice, Judy Dwinger, and June Riha show up for instruction. Driving instructors in attendance were: Marion and Joe Wavra, Karen and Bob Sitter, Gerry and Larry McKinney, Pete Dwinger, Bob Ferazzi, Steve Balmer, Keith Justice and myself. As you can see, we had a few extra instructors.

This writing is the last I will be doing as your Technical Advisor. In the two years that I have held this office, I have learned a lot, and I hope some of you have learned as much. My job was made easy with the help I received from people like Bob Ferazzi, Lou Spielberger, Joe Wavra, Jerry Sterling, Dennis Griffin, Jon Heiland, Steve Balmer, and Jim Manos. I would also like to thank those of you who hosted a seminar: Bud Lacey, Glenn Johnson, Bob Ferazzi, Delbert Hahn, and Jerry Sterling. If there is someone I missed, I am sorry. And my thanks go to all of you also. I will not take time to discuss our on the road seminars. All I can say is that we never lost anyone. Last of all, I would like to thank all of you who attended our seminars, and had to listen to me. My hope is we as a group learned something about our model A's. It is with a solemn heart that I turn over the reigns to the new 1987 Technical Advisor, but feel free to call me any time and I will try to help you, and if our new Technical Advisor needs any help, just call. So with a fond adieu, thank you everyone, and happy Model A'ing.

Tips of the month:

An old valve makes an excellent punch. Cut the top off, and sharpen it to a point. The mushroom end is perfect for hammering.

Use a wire wheel on that sandblasted part for a luster that will surprise you.

June and I wish everyone a happy holiday season!



SPECIAL TOUR NOTES

by Glenn Johnson

On Thursday morning, January 22, rain or shine, Glenn and Sharon Johnson will lead a tour to the Furnace Creek Ranch in Death Valley. We will stay 3 nights at the Ranch and tour the famous Death Valley sights such as Scotty's Castle, Amargosa Opera House, Ubehebe Crator, Harmony Borax Works, and the ghost town of Rhyolite, Nevada. We will return home on Sunday. Room rates at the Furnace Creek Ranch are \$45.00 per night. They offer a cafeteria, coffee shop, steak house and Saloon, golf, swimming, tennis, etc., etc. We have tentatively reserved 15 rooms and must confirm by Dec. 15th.

Early Saturday morning, February 14th, we will lead a tour to the big two-day swap meet in San Diego. We will stay one night at the Hotel Del Coronado where we may also have dinner if it's not too expensive. Sunday morning we will all meet back at the swap meet by 11:00 AM and tour to either Old Town in San Diego, or perhaps our favorite Omelet restaurant in Rancho Bernardo for brunch. We will return home Sunday afternoon. Room rates at the Del Coronado are from \$105 for a standard room, \$135 for a garden view room, or \$145-\$210 for bay and ocean view rooms. If you can join us on either one or both of these tours, please contact Glenn or Sharon Johnson for more information and your reservations.

SAN DIEGO FUN MEET

by Keith Justice

Early Saturday morning we left Laguna Hills Mall with 8 Model A's and one modern. The group included Pieter Dwinger, Bob Ferazzi, Glenn Johnson, Keith and Carol Justice, Mike and Bonita Kelley, (trailing an A), Dick and June Riha, Joe and Marion Wavra, and Jim and Pat Willett. Dennis Griffin drove his modern pickup. Four more A's, with Delbert and Lena Hahn, Tom and Joyce Osborne, Bob and Karyn Sitter (with two Model A's) left earlier and stopped for breakfast along the way.

The "competition" at this meet is low key, with more emphasis on what looks good than on nit picking authenticity (but no street rods are tolerated). All entrants must participate in three events, fashions, cars, and gymkahna, to qualify for a trophy. The morning was devoted to judging cars and fashions. Cars with driver and passenger (if any) were presented at a judging area where cars and fashions were judged simultaneously. Car judges did not open the hood or get under. The afternoon featured a 3-event gymkahna, including a timed spare tire removal/replacement, a bean bag toss during a coast down a slight incline (ending in a measured free-roll), and test of our ability to line up the right front tire on a target line.

After an attitude adjustment period in hotel rooms or bar, we had a nice banquet featuring roast beef and trimmings. MC was Henry Crews who handed out lots of door prizes. Trophies were won by Peter Dwinger, Bob Ferazzi, Mike Kelley, Dick and June Riha, Karyn Sitter, and Jim and Pat Willett. Sweepstakes went to Glenn Johnson.

This is a very entertaining and relaxing meet. The pace provides a mix of planned events and free time, and everyone seems bent on enjoying the weekend. This was our first SDFM, and, based on our experience this year, if you haven't gone to one yet, we highly recommend that you go next year.

DUES REMINDER

You should have received a dues invoice in October. If you have not already replied, please do so right away. We plan to publish the new roster during January, and delinquent members will not be included. Address any questions to Mike Humphries at 535-2047.



GOLDEN OLDIES

For Sale: Set of matched 1930 Cal. license plates, \$40. 1930 Coupe, completely restored 650 miles ago. Rumble seat and interior, LeBaron Bonnie. Thorne brown. \$9,000. Jeff Turnbaugh, 714-997-0964.

For Sale: 29 Tudor Murray. 13,650 original miles, full history, all original. Expensive, but terms. Vincent Mariola, Anaheim. 530-1632.

Wanted: Rear end or spider gear for 1930. Any other parts also. Bob Baxter, 532-2748.

For Sale: Trailer made from Model A pickup bed, front axle, and wheels. Herb Hester, Santa Ana, 756-9108.

For Sale: 1 pair 1930 cowl lamps, very good condition, need polishing (?) w/bulbs and some wire, nice patina. \$75/pr. 1 pair repro. windwing brackets for closed car, new in the boxes. \$25/pr. Old steel light weight 4-bladed fan and hub, nice. \$10. New repro. quail, w/o thermometer. 30-31, in box. \$30. Outside rear view mirror for closed car, near new, goes in top door hinge, repro. \$10. 3-can "Boyce" running board set, in rack, with clamp, nice, no leakers, \$50. Will trade for accessories, or make offer, if you're interested. Need oil pressure guage and fittings. Tom Osborne, 537-7766 evenings and weekends.

MODEL 'A' DRIVERS TRAINING CAMP ?

DRIVERS???

Believe it or not.....

It is possible to win over the mysteries of "Learning to drive the Model 'A' Ford". By following these basic rules..... **MASTERY** of the **MOLDY - METAL - MONSTER** will be yours!!!!

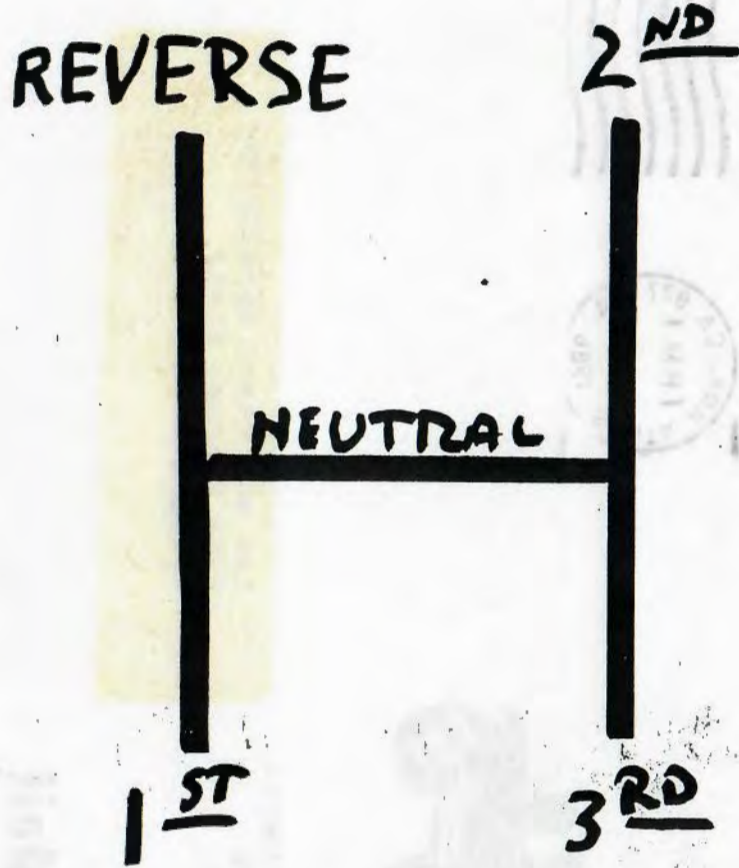
Rules ?

1. Open the drivers door (left side of the M.M.M. (see last sentence above)
2. Grab the steering wheel (large black round thing) with your left hand, then insert your right leg (with foot attached) into the M.M.M.
3. Now grab the S.W. (see item 2) with your right hand, and gracefully swing your 'sitter downer' into and onto the front seat, hopefully centering your upper torso behind the S.W. (1st. sentence this item #3)
4. For overall comfort, retrieve your left leg etc, from outside the M.M.M. and place it alongside the above mentioned location of the right leg.
5. **NOW**--please study the pictorial diagram of the "Shift Pattern" Note that it is in the shape of the letter 'H' (wow); see that the horizontal bar of the 'H' is labeled (neutral) in other words (non-denominational-non-racial, non-sexist, but not non-existent.)
5. Please move the tall (but somewhat bent) but not flacid, shaft that is protruding from the floor of the M.M.M into the (Neutral) position, but just prior to this maneuver, pull firmly back (toward the seat) the brake lever, which is just to the right of the above mentioned shift shaft. (Ah, yes safety, safety)
6. Note that there are (3) three pedals protruding from the floor. Left pedal is the CLUTCH (no not a purse) but this connects and disconnects the engine (noisy thing under the hood) from the transmission (gear box) etc. push down and you are disconnected (shades of Pac-Bell) let the clutch pedal up and you are connected to the rest of the car (so to speak)
7. The middle pedal is the Brake (stopper) push Hard, and you will stop slowly, push lightly and you might eventually slow down to a stop. Don't tail gate, most Model 'A's will stop (sometime down the road) a few will stop fast. But just plan ahead.
8. The little pedal on the right is the gas pedal (go faster thing) but rarely over 45 mph. The other little pedal just to the right of the gas pedal is a foot rest. This is to help you drive smoothly. (ha! ha!) If you place the right side of your right foot on the foot rest, and slowly roll your right foot (left side of this foot) toward and onto the gas pedal, you will be able to slowly increase the cars speed, smoothly (dramamine does help).
9. TO Start the Engine.
 - a. Check that item #5 above has been completed.
 - b. Check (feel) (you didn't know there were lascivious undertones to drive an 'A'?) under the right side of the (dash or gas tank) (just in front of your co-drivers left knee,) for a gas shut off-on lever. swing it down to the ON position.

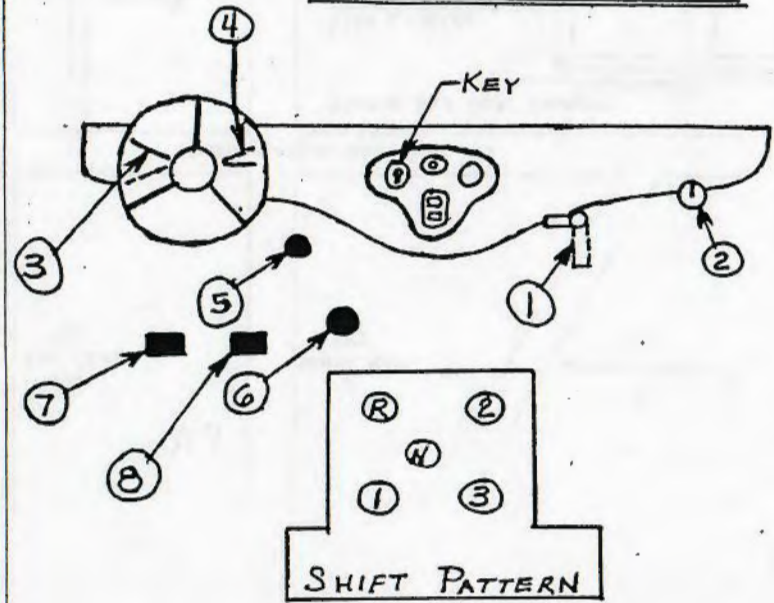
- c. Note that there are (2) two levers on the steering wheel (S.W.) column. The left lever controls the (are you ready) the Spark advance retard, place it in the UP position to start and stop the engine. The right lever is a second control for the gas pedal. (ie cruise control) Place this one 2-4 notches down from the top.
 - d. Turn the key on. Note that some of the keys will (Popout) approx. 5/16 inch. This is usually O.K. unless your car does not have a Popout switch.
 - e. Now with your right foot, point your big toe approx. 18 to 23 degrees to the left, as you slide your foot up towards the steering column, you will (hopefully) encounter a (4th) pedal (button) which you will now forcefully depress with the above mentioned big toe. The resultant will be an awful metallic noise, shaking, vibrating, snorting etc. This is O.K.!! your Model 'A' is **COMING TO LIFE**. When you feel that the engine has started, release your big toe pressure and replace your right foot to the F.R. (see item #8) You will be pleased to note that the Model 'A' starts rather quickly, this is because the above mentioned big toe position, is most uncomfortable, except for a ballerina.
 - f. As soon as the engine has started, move the left (Spark) lever 3/4 of the way down.
10. Making the car actually move under YOUR control
- a. Push the C.P. (item #6) to the floor, then move the (Shift Shaft) to the #1 position, (A.K.A. 1st gear) Then roll your right foot slightly to the left, which will speed up the engine, **WHILE** you S-L-O-W-L-Y let the left foot rise up off of the floor (depressed) position. You will gleefully note that the car will now be smoothly moving forward, as you hurtle onward, you will need to remove your right foot from the gas pedal at about 10 mph, if your speedo works, or when your co-driver yells shift NOW. As you have now removed your right foot from the gas pedal, you will again depress your C.P. (item #6) all the way to the floor, then with your right hand lovingly grasp the Shift Shaft (or your co-drivers) leg, and move said shaft into the # 2 position A.K.A second gear. Now as you let out the C.P. you will depress the G.P. (item #8), concurrently (in unison)
 - b. Now you will be accelerating to the breakneck speed of 25 MPH. the is the time to again remove your right foot from the G.P. and depressing the C.P. and then again (oh boy) move the shifter shaft into the (here it comes) the 3rd. position (and after all these years of marriage you thought there was only 1 position!!!) AKA 3rd. gear. Now again push down on the G.P. while you smoothly let up on the C.P.
- CONGRATULATIONS!!!!!! You have now become a Model 'A' driver.
The stopping - turning - and turning off of the M.M.M. is in the hands of your co-driver and or powers much greater.

Good luck - always smile and have fun

By Pieter Dwinger



DRIVING AN "A"




1. GAS VALVE
2. CHOKE & MIXTURE VALVE
3. SPARK LEVER
4. THROTTLE LEVER
5. STARTER
6. GAS PEDDLE
7. CLUTCH PEDDLE
8. BRAKE PEDDLE

CW = CLOCKWISE
 CCW = COUNTER CLOCKWISE

STARTING PROCEDURE

- A) MAKE SURE HAND BRAKE IS ON
- B) PUT TRANSMISSION IN NEUTRAL
- C) TURN ON GAS VALVE #1 CCW
- D) TURN MIXTURE VALVE #2 CCW 1/2 TURN
- E) PUSH SPARK LEVER #3 TO TOP
- F) PULL THROTTLE LEVER #4 DOWN 1/3
- G) TURN ON KEY
- H) PULL CHOKE ROD #2 OUT & HOLD
- I) STEP ON STARTER
 CAR SHOULD NOW BE RUNNING
- J) PUSH IN CHOKE ROD #2
- K) PULL SPARK LEVER #3 DOWN 1/2 WAY



Model A Ford Club of America
 Orange County Chapter
 Post Office Box 10595
 Santa Ana, CA 92711

First Class Mail

The Distributor
 Vol. 26, No. 12

